

\*COVER REMOVED  
FOR CLARITY

**SIL 3 CAPABLE**

**(2) 3kW AC SERVO/INDUCTION  
DRIVES PER INSERT**

**REDUNDANT FEEDBACK**

**SAFETY RATED E-STOP CONTACTORS**

**SAFE TORQUE OFF (STO) BUILT INTO  
EACH DRIVE**

**LOADCELL MONITORING CAPABLE**

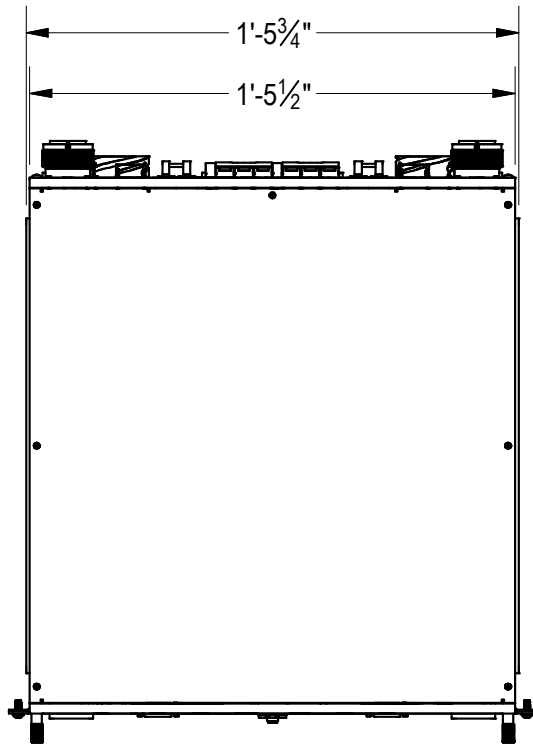
**USES PRG PROPRIETARY ALL-IN-ONE  
CABLE FOR SINGLE CABLE  
CONNECTION**

**INDIVIDUAL MONITORED BREAKERS  
FOR EACH DRIVE**

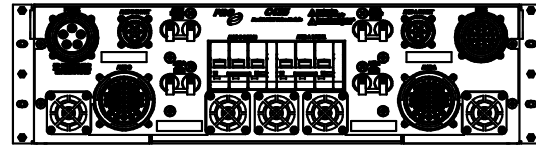
### Description

The PRG C430 is a dual drive inserts that contains two drives in one 3U rack mount Enclosure. Both axes feature an all-in-one cable connector for connection to the intended machine. These inserts work in conjunction with other inserts to control 2 separate axes of your show.

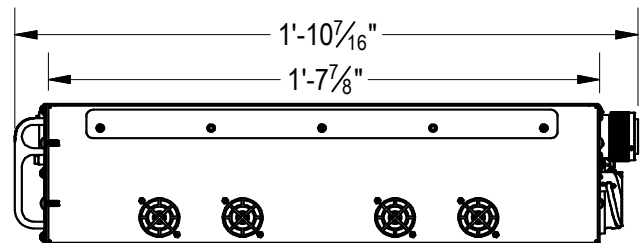
This drive contains 1 Safety E-Stop contactor per drive and operates in a closed loop encoder feedback system with the option of an Auxiliary Encoder when necessary. Each axis of control utilizes Safe Torque functions, Over Travel Limits, and fault protections The C430 also allows for loadcell monitoring of an individual axis, as well as a key switch for assuming manual control of each individual axis. Field E-Stop and safety interlocks can be integrated if desired.



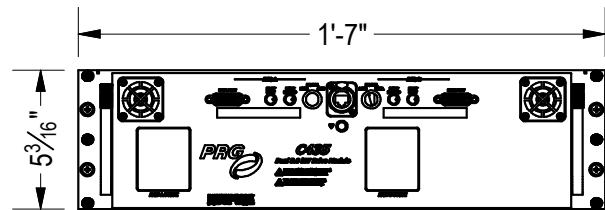
TOP



REAR



RIGHT



FRONT

E-Code

26.96B52

**Specifications**

**U.S. Customary**

**S.I.**

Dimensions (WxHxL)

17.75 x 22.44 x 5.19 in

450.9 x 570 x 131.8 mm

Weight

60 lb

27.22 kg

Rack Units

3U

Power Requirements

3-Phase 208-240VAC

Designed in New Windsor, NY, USA